



# ASBK RESULTS

## AUSTRALIAN SUPERSPORT 300 CHAMPIONSHIP


Date: 01/03/20  
 Event: R15  
 Weather: Partly cloudy - Temp: 30.5C  
 Track: Dry - Temp: 42.0C

### Race 3

Started at: 16:15:50  
 Laps: 8  
 Starters: 38  
 Printed at: 19:24

### AMENDED CLASSIFICATION

Pos	No	Name	Machine	Laps	Race Time	Behind Leader	Behind Prev	Fastest Lap	On Lap	Top Speed
1	43	Harry KHOURI (NSW) / Addicted To Track / NSW Helicopter / Excite M-sports / Motonational Access.	Kawasaki Ninja	8	14:38.682			1:48.630	2	200
2	69	Archie McDONALD (NSW) / GTR Motostars Team / RS+C / Motostars / Doctor Mak / YRD / Motul / Pirelli	Yamaha YZF-R3	8	14:47.270	8.588	8.588	1:49.475	3	200
3	68	Luke POWER (VIC) / Proworx / Blayney M-cycles / Well Sprung Susp. / Penrite Oils / Bridgestone	Kawasaki Ninja	8	14:47.486	8.804	.216	1:48.940	5	207
4	127	Filippo ROVELLI (ITA) / @parkingo / BC performance	Kawasaki Ninja	8	14:47.525	8.843	.039	1:48.866	3	203
5	308	John LYTRAS (QLD) / Caboolture Yamaha / AGV / TCX / Peregrine / Barry's Dyno / Fusion Trackfit	Yamaha YZF-R3	8	14:47.531	8.849	.006	1:48.999	8	203
6	78	Caleb GILMORE (NZ) / Metcher M-sport / Valid Technologies / Ezprint / Platinum M-cycles	Yamaha YZF-R3	8	14:47.578	8.896	.047	1:49.428	3	205
7	72	Ben BAKER (NSW) / WNR / SCK / Utech / Peregrine1 / Designd / West / Shoei / Yamaha Aust.	Yamaha YZF-R3	8	14:47.749	9.067	.171	1:49.554	3	198
8	355	Laura BROWN (NSW) / The Bare Bird / Bikebiz / Shark Helmets / IXON / Falco Boots	Yamaha YZF-R3	8	14:47.764	9.082	.015	1:49.479	5	203
9	97	Peter NERLICH (VIC) / TCN Racing	Kawasaki Ninja	8	14:47.820	9.138	.056	1:49.078	5	207
10	11	Brandon DEMMERY (NSW) / Ian Irving / Gorilla Energy / Rev Heads / Yamaha / YRD	Yamaha YZF-R3	8	14:48.075	9.393	.255	1:49.138	2	201
11	99	Jacob HATCH (NSW) / Motocity / Jekyl & Hyde / PTT Lubricants	Yamaha YZF-R3	8	14:52.154	13.472	4.079	1:49.374	3	200
12	121	Reece OUGHTRED (VIC) / Dynoverks / CarlCoxMotorsport / De Menna Cranes / Chandler	Yamaha YZF-R3	8	14:57.360	18.678	5.206	1:49.881	3	205
13	95	Matthew RINDEL (VIC) / Mick Hone M-cycles / Suspensions 'R Us / Woodcraft / Retrolooms / Aeros	Yamaha YZF-R3	8	14:57.389	18.707	.029	1:50.437	3	205
14	333	Yannis SHAW (NSW) / WRP Bridgestone / Select Fresh Providores / Andrews Meat Industries	Kawasaki Ninja	8	15:07.311	28.629	9.922	1:50.697	2	203
15	29	Ryan SMITH (NSW) / DK Heavy Plant Serv. / Elite Air & Electrical / KYT Helmets / Port Tune Perform.	Yamaha YZF-R3	8	15:08.346	29.664	1.035	1:51.436	2	198
16	66	Mitchell SIMPSON (SA) / Simpson Crash / Simpson Signs	Yamaha YZF-R3	8	15:08.665	29.983	.319	1:51.421	5	201
17	407	Jake SENIOR (VIC) / Proworx / Blayney M-cycles / Well Sprung Susp. / Penrite Oils / Bridgestone	Kawasaki Ninja	8	15:08.693	30.011	.028	1:51.832	6	200
18	49	Jake FARNSWORTH (NSW) / Worth Race Developments / Hi-tec Oils / Kingsdene Automotive / Brisk	Yamaha YZF-R3	8	15:08.701	30.019	.008	1:51.232	5	196
19	88	Joseph MARINIELLO (VIC) / Proworx / Blayney M-cycles / Well Sprung Susp. / Penrite Oils / Bridgestone	Kawasaki Ninja	8	15:08.736	30.054	.035	1:51.113	8	201
20	59	Tom DRANE (NSW)	Yamaha YZF-R3	8	15:15.595	36.913	6.859	1:52.693	3	197
21	42	Kyle O'CONNELL (QLD) / Gorilla Beverages / Surefire Security Group / Yamaha / YRD	Yamaha YZF-R3	8	15:19.114	40.432	3.519	1:50.648	2	197
22	30	Stephany KAPILAWI-JAMES (QLD) / Big Knobs Crash Sliders / Stitch Smith / Caloundra Sticker Man / Bridgestone	Yamaha YZF-R3	8	15:25.162	46.480	6.048	1:54.053	7	202
23	110	Zak PETTENDY (NSW) / bikesales.com.au	Yamaha YZF-R3	8	15:26.370	47.688	1.208	1:54.037	6	199
24	28	Tayla RELPH (QLD) / JC M-sports / Earmold Aust. / SpeedAngle Aust. / GB Racing / Dolby Pacific Clothing	Yamaha YZF-R3	8	15:26.803	48.121	.433	1:53.990	6	202


  
 Chief Timekeeper - Scott Laing

  
 Clerk of Course - Tom Williams



**COMPUTIME RACE TIMING SYSTEMS PTY LTD**  
**www.computime.com.au**

E-mail: scott@computime.com.au / Ph: 0418 17 13 17





# ASBK RESULTS

## AUSTRALIAN SUPERSPORT 300 CHAMPIONSHIP

Date: 01/03/20  
 Event: R15  
 Weather: Partly cloudy - Temp: 30.5C  
 Track: Dry - Temp: 42.0C

### Race 3

Started at: 16:15:50  
 Laps: 8  
 Starters: 38  
 Printed at: 19:24

### AMENDED CLASSIFICATION


Pos	No	Name	Machine	Laps	Race Time	Behind Leader	Behind Prev	Fastest Lap	On Lap	Top Speed
25	37	Patrick BOGNAR (VIC) / Dynoverks / Sign Pro / Ricondi / OMC	Yamaha YZF-R3	8	15:26.821	48.139	.018	1:54.103	6	196
26	17	Oilly SHORT (VIC) / MCA / Doyle & Shields / Racelines Raceglass / PTR	Yamaha YZF-R3	8	15:26.897	48.215	.076	1:53.822	8	194
27	55	Zachary JOHNSON (VIC)	Yamaha YZF-R3	8	15:26.905	48.223	.008	1:53.704	8	197
28	56	Jesse WOODS (TAS) / Bridgestone / Spectrum Paints / SPLAT / Dolby Pacific / Renton Racing	Yamaha YZF-R3	8	15:27.341	48.659	.436	1:53.820	8	200
29	22	Keegan PICKERING (NSW) / Jekyl + Hyde / Sport Savvy Aust. / Earmould Aust. / Kompress Co	Yamaha YZF-R3	8	15:38.321	59.639	10.980	1:55.522	2	194
30	45	Jamie PORT (VIC) / Yamaha / AGV / Pirelli / Motul / Ricondi / Verafire	Yamaha YZF-R3	8	15:39.623	1:00.941	1.302	1:55.420	7	191
31	21	Luca DURNING (NZ) / Addicted To Track Racing	Yamaha YZF-R3	8	15:39.802	1:01.120	.179	1:54.257	8	193
32	13	Jordy SIMPSON (SA) / Simpson Crash / Simpson Signs	Yamaha YZF-R3	8	15:41.052	1:02.370	1.250	1:54.774	8	197
33	52	Hannah STEWART (WA) / Banhams WA Road Racing / Leading Edge M-cycle Sport / Penrite Oil	Yamaha YZF-R3	8	16:01.333	1:22.651	20.281	1:57.628	2	194
34	26	Dominic FLETCHER (NSW) / Power Sport Central / AGV Aust. / Whisky Throttle Industries / Port Perform.	Yamaha YZF-R3	8	16:12.828	1:34.146	11.495	1:59.482	2	189
DNF	36	Angus GRENFELL (VIC) / ABU Engineering / Peek Visual	Yamaha YZF-R3	3	5:36.465	5 Laps		1:49.235	3	202
DNF	47	Zylas BUNTING (NSW) / Proworx / Blayney M-cycles / Well Sprung Susp. / Penrite Oils / WRP Bridgestone	Kawasaki Ninja	3	5:38.184	5 Laps	1.719	1:49.534	2	206
DNF	15	Oilly SIMPSON (SA) / Simpson Crash / Simpson Signs	Yamaha YZF-R3	0		8 Laps				156
DSQ	25	Luke JHONSTON (VIC) / Proworx / The Bike Vault Castlemaine / Motul / AGV Helmets / RK Chains	Kawasaki Ninja	8	14:47.439	8.757		1:49.339	3	201

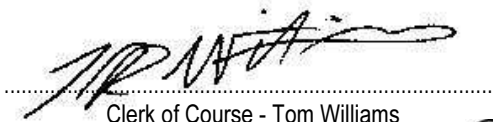
Fastest Lap was 1:48.630 by Harry KHOURI (NSW)

Current race lap record for SS300 class - 1:47.182 by Luke JHONSTON (VIC) on a Kawasaki Ninja set on 29/02/20

\*\*\* AMENDMENT: Rider 25 (L. JHONSTON) disqualified after the event due to breach of technical regulations found during post-race inspections \*\*\*

The results are provisional until the end of the time limit for protests and appeals.


  
 Chief Timekeeper - Scott Laing

  
 Clerk of Course - Tom Williams



**COMPUTIME RACE TIMING SYSTEMS PTY LTD**  
**www.computime.com.au**

E-mail: [scott@computime.com.au](mailto:scott@computime.com.au) / Ph: 0418 17 13 17





# ASBK RESULTS

## AUSTRALIAN SUPERSPORT 300 CHAMPIONSHIP

Date: 01/03/20  
 Event: R15  
 Weather: Partly cloudy - Temp: 30.5C  
 Track: Dry - Temp: 42.0C

### Race 3

Started at: 16:15:50  
 Laps: 8  
 Starters: 38  
 Printed at: 19:24

### AMENDED LAP TIMES

No	Name	Lap 1	Lap 2	Lap 3	Lap 4	Lap 5	Lap 6	Lap 7	Lap 8
11	Brandon DEMMERY (NSW)	1:58.956	<b>1:49.138</b>	1:49.218	1:50.936	1:49.525	1:50.537	1:50.226	1:49.539
13	Jordy SIMPSON (SA)	2:08.930	1:57.302	1:56.861	1:56.084	1:55.686	1:55.633	1:55.782	<b>1:54.774</b>
17	Olly SHORT (VIC)	2:05.315	1:54.557	1:53.873	1:54.945	1:55.257	1:55.119	1:54.009	<b>1:53.822</b>
21	Luca DURNING (NZ)	2:12.647	1:56.688	1:55.779	1:55.948	1:55.351	1:54.834	1:54.298	<b>1:54.257</b>
22	Keegan PICKERING (NSW)	2:06.158	<b>1:55.522</b>	1:55.661	1:56.503	1:56.397	1:55.883	1:55.978	1:56.219
25	Luke JHONSTON (VIC)	1:57.256	1:49.829	<b>1:49.339</b>	1:51.147	1:49.531	1:50.292	1:49.876	1:50.169
26	Dominic FLETCHER (NSW)	2:09.231	<b>1:59.482</b>	1:59.573	2:01.046	2:00.873	2:01.139	1:59.608	2:01.876
28	Tayla RELPH (QLD)	2:04.006	1:54.525	1:55.007	1:54.587	1:55.974	<b>1:53.990</b>	1:54.167	1:54.547
29	Ryan SMITH (NSW)	2:01.230	<b>1:51.436</b>	1:53.084	1:53.309	1:52.626	1:52.243	1:52.058	1:52.360
30	Stephany KAPILAWI-JAMES (QLD)	2:04.077	1:55.005	1:54.694	1:54.272	1:54.406	1:54.326	<b>1:54.053</b>	1:54.329
36	Angus GRENFELL (VIC)	1:57.745	1:49.485	<b>1:49.235</b>					
37	Patrick BOGNAR (VIC)	2:02.896	1:55.795	1:55.075	1:54.480	1:55.584	<b>1:54.103</b>	1:54.249	1:54.639
42	Kyle O'CONNELL (QLD)	2:02.572	<b>1:50.648</b>	1:52.526	1:53.296	1:52.715	1:52.161	1:51.972	2:03.224
43	Harry KHOURI (NSW)	1:55.778	<b>1:48.630</b>	1:48.861	1:48.952	1:48.945	1:49.108	1:49.016	1:49.392
45	Jamie PORT (VIC)	2:08.497	1:56.510	1:56.028	1:55.682	1:55.940	1:55.960	<b>1:55.420</b>	1:55.586
47	Zylas BUNTING (NSW)	1:59.068	<b>1:49.534</b>	1:49.582					
49	Jake FARNSWORTH (NSW)	2:02.719	1:52.863	1:52.728	1:52.176	<b>1:51.232</b>	1:52.314	1:51.951	1:52.718
52	Hannah STEWART (WA)	2:08.257	<b>1:57.628</b>	1:59.081	1:58.503	1:59.675	1:59.768	1:59.078	1:59.343
55	Zachary JOHNSON (VIC)	2:04.150	1:54.079	1:54.748	1:54.534	1:56.746	1:54.540	1:54.404	<b>1:53.704</b>
56	Jesse WOODS (TAS)	2:05.132	1:55.417	1:54.894	1:54.650	1:54.568	1:54.070	1:54.790	<b>1:53.820</b>
59	Tom DRANE (NSW)	2:02.746	1:53.727	<b>1:52.693</b>	1:52.946	1:53.003	1:53.514	1:53.561	1:53.405
66	Mitchell SIMPSON (SA)	2:02.728	1:53.128	1:52.775	1:52.693	<b>1:51.421</b>	1:51.651	1:52.152	1:52.117
68	Luke POWER (VIC)	1:58.430	1:49.213	1:49.090	1:51.504	<b>1:48.940</b>	1:50.276	1:49.863	1:50.170
69	Archie McDONALD (NSW)	1:57.790	1:49.679	<b>1:49.475</b>	1:50.515	1:49.663	1:50.190	1:49.910	1:50.048
72	Ben BAKER (NSW)	1:56.780	1:49.619	<b>1:49.554</b>	1:50.675	1:50.130	1:50.583	1:50.379	1:50.029
78	Caleb GILMORE (NZ)	1:58.439	1:49.642	<b>1:49.428</b>	1:50.765	1:49.637	1:49.907	1:50.299	1:49.461
88	Joseph MARINIELLO (VIC)	2:01.326	1:51.917	1:53.234	1:53.750	1:52.173	1:51.879	1:53.344	<b>1:51.113</b>
95	Matthew RINDEL (VIC)	2:00.046	1:50.692	<b>1:50.437</b>	1:50.929	1:51.534	1:51.441	1:51.097	1:51.213
97	Peter NERLICH (VIC)	1:59.457	1:49.661	1:49.815	1:49.877	<b>1:49.078</b>	1:49.594	1:50.485	1:49.853
99	Jacob HATCH (NSW)	1:57.595	1:49.700	<b>1:49.374</b>	1:51.891	1:51.312	1:50.849	1:50.203	1:51.230
110	Zak PETTENDY (NSW)	2:02.549	1:55.649	1:55.260	1:55.189	1:55.295	<b>1:54.037</b>	1:54.172	1:54.219
121	Reece OUGHTRED (VIC)	2:00.326	1:50.187	<b>1:49.881</b>	1:50.994	1:51.444	1:51.467	1:51.363	1:51.698
127	Filippo ROVELLI (ITA)	2:00.449	1:49.627	<b>1:48.866</b>	1:49.403	1:48.976	1:49.983	1:50.417	1:49.804
308	John LYTRAS (QLD)	1:57.742	1:49.696	1:49.075	1:51.526	1:49.706	1:50.191	1:50.596	<b>1:48.999</b>
333	Yannis SHAW (NSW)	2:00.900	<b>1:50.697</b>	1:51.667	1:52.635	1:52.888	1:52.673	1:52.549	1:53.302
355	Laura BROWN (NSW)	1:56.036	1:49.621	1:50.391	1:51.621	<b>1:49.479</b>	1:50.431	1:50.178	1:50.007
407	Jake SENIOR (VIC)	2:01.081	1:52.014	1:53.071	1:54.133	1:52.261	<b>1:51.832</b>	1:51.886	1:52.415

\*\*\* AMENDMENT: Rider 25 (L. JHONSTON) disqualified after the event due to breach of technical regulations found during post-race inspections \*\*\*

The results are provisional until the end of the time limit for protests and appeals.


  
 Chief Timekeeper - Scott Laing

  
 Clerk of Course - Tom Williams



**COMPUTIME RACE TIMING SYSTEMS PTY LTD**  
**www.computime.com.au**

E-mail: scott@computime.com.au / Ph: 0418 17 13 17





# ASBK RESULTS

## AUSTRALIAN SUPERSPORT 300 CHAMPIONSHIP

Date: 01/03/20  
 Event: R15  
 Weather: Partly cloudy - Temp: 30.5C  
 Track: Dry - Temp: 42.0C

### Race 3

Started at: 16:15:50  
 Laps: 8  
 Starters: 38  
 Printed at: 19:24

### AMENDED SPLIT TIMES

Lap	Split 1	Split 2	Split 3	Split 4	Lap Time	Spd	Lap	Split 1	Split 2	Split 3	Split 4	Lap Time	Spd
<b>11 Brandon DEMMERY (NSW) (10th)</b>							6	27.376	33.965	22.270	31.223	1:54.834	192
1	33.560	33.621	21.472	30.303	1:58.956	153	7	<u>27.208</u>	<u>33.590</u>	22.252	31.248	1:54.298	192
2	25.886	32.113	<u>21.057</u>	30.082	<u>1:49.138</u>	200	8	27.316	33.604	<u>22.232</u>	<u>31.105</u>	<u>1:54.257</u>	192
3	26.035	32.037	21.181	29.965	1:49.218	199	<b>22 Keegan PICKERING (NSW) (29th)</b>						
4	<u>25.840</u>	32.583	21.344	31.169	1:50.936	200	1	36.933	35.222	22.208	31.795	2:06.158	165
5	25.986	<u>31.899</u>	21.312	30.328	1:49.525	200	2	27.361	34.410	<u>22.173</u>	<u>31.578</u>	<u>1:55.522</u>	191
6	26.195	32.242	21.333	30.767	1:50.537	201	3	27.348	34.152	22.275	31.886	1:55.661	194
7	26.080	32.144	21.607	30.395	1:50.226	200	4	27.342	34.123	22.571	32.467	1:56.503	193
8	26.009	32.238	21.329	<u>29.963</u>	1:49.539	199	5	27.559	34.176	22.771	31.891	1:56.397	190
<b>13 Jordy SIMPSON (SA) (32th)</b>							6	27.437	<u>34.114</u>	22.668	31.664	1:55.883	190
1	38.068	35.233	23.304	32.325	2:08.930	165	7	27.394	34.199	22.697	31.688	1:55.978	189
2	27.527	34.262	23.020	32.493	1:57.302	197	8	<u>27.335</u>	34.376	22.743	31.765	1:56.219	189
3	27.507	34.817	22.690	31.847	1:56.861	194	<b>25 Luke JHONSTON (VIC) (DSQ)</b>						
4	27.500	34.336	22.401	31.847	1:56.084	190	1	33.086	32.257	21.285	30.628	1:57.256	155
5	27.682	33.976	22.444	31.584	1:55.686	190	2	25.684	32.309	21.230	30.606	1:49.829	201
6	27.575	33.986	22.443	31.629	1:55.633	189	3	25.696	32.071	<u>21.161</u>	<u>30.411</u>	<u>1:49.339</u>	200
7	27.652	34.283	22.282	31.565	1:55.782	188	4	25.735	32.149	21.789	31.474	1:51.147	201
8	<u>27.288</u>	<u>33.911</u>	<u>22.238</u>	<u>31.337</u>	<u>1:54.774</u>	192	5	<u>25.662</u>	<u>31.994</u>	21.265	30.610	1:49.531	201
<b>17 Oly SHORT (VIC) (26th)</b>							6	25.886	32.103	21.237	31.066	1:50.292	201
1	37.122	34.830	22.300	31.063	2:05.315	163	7	25.792	32.378	21.191	30.515	1:49.876	201
2	27.247	33.854	22.335	31.121	1:54.557	194	8	25.811	32.069	21.484	30.805	1:50.169	199
3	<u>26.726</u>	<u>33.529</u>	21.914	31.704	1:53.873	192	<b>26 Dominic FLETCHER (NSW) (34th)</b>						
4	27.349	34.045	22.106	31.445	1:54.945	192	1	37.913	36.004	<u>23.002</u>	<u>32.312</u>	2:09.231	162
5	27.123	34.034	22.511	31.589	1:55.257	193	2	<u>28.191</u>	35.507	23.154	32.630	<u>1:59.482</u>	188
6	27.238	34.177	22.290	31.414	1:55.119	188	3	28.521	35.340	23.107	32.605	1:59.573	189
7	27.469	33.535	<u>21.838</u>	31.167	1:54.009	193	4	28.520	35.475	23.511	33.540	2:01.046	189
8	26.849	34.063	22.013	<u>30.897</u>	<u>1:53.822</u>	191	5	28.554	35.604	23.549	33.166	2:00.873	188
<b>21 Luca DURNING (NZ) (31th)</b>							6	28.630	35.584	23.508	33.417	2:01.139	186
1	42.923	35.185	22.782	31.757	2:12.647	163	7	28.561	<u>35.284</u>	23.319	32.444	1:59.608	188
2	27.874	34.452	22.705	31.657	1:56.688	191	8	28.602	35.363	23.349	34.562	2:01.876	188
3	27.966	33.963	22.345	31.505	1:55.779	193	<b>28 Tayla RELPH (QLD) (24th)</b>						
4	27.468	34.045	22.496	31.939	1:55.948	192	1	36.393	34.341	<u>21.928</u>	31.344	2:04.006	163
5	27.705	33.784	22.429	31.433	1:55.351	191							


*Scott Laing*  
 Chief Timekeeper - Scott Laing

*Tom Williams*  
 Clerk of Course - Tom Williams



**COMPUTIME RACE TIMING SYSTEMS PTY LTD**  
**www.computime.com.au**

E-mail: scott@computime.com.au / Ph: 0418 17 13 17





# ASBK RESULTS

## AUSTRALIAN SUPERSPORT 300 CHAMPIONSHIP

Date: 01/03/20  
 Event: R15  
 Weather: Partly cloudy - Temp: 30.5C  
 Track: Dry - Temp: 42.0C

### Race 3

Started at: 16:15:50  
 Laps: 8  
 Starters: 38  
 Printed at: 19:24

### AMENDED SPLIT TIMES

Lap	Split 1	Split 2	Split 3	Split 4	Lap Time	Spd	Lap	Split 1	Split 2	Split 3	Split 4	Lap Time	Spd
2	27.214	33.801	22.250	31.260	1:54.525	196	3	27.469	34.207	22.144	31.255	1:55.075	196
3	27.539	33.900	21.995	31.573	1:55.007	202	4	27.489	<b>33.655</b>	22.202	31.134	1:54.480	190
4	27.355	<b>33.472</b>	22.359	31.401	1:54.587	199	5	27.282	33.850	22.778	31.674	1:55.584	196
5	27.248	34.349	22.547	31.830	1:55.974	200	6	<b>27.060</b>	33.875	22.271	30.897	<b>1:54.103</b>	193
6	<b>27.011</b>	33.486	22.258	31.235	<b>1:53.990</b>	195	7	27.091	33.986	22.047	31.125	1:54.249	193
7	27.577	33.521	22.075	<b>30.994</b>	1:54.167	193	8	27.510	33.967	<b>21.930</b>	31.232	1:54.639	191
8	27.264	33.975	22.199	31.109	1:54.547	193							
<b>29 Ryan SMITH (NSW) (15th)</b>							<b>42 Kyle O'CONNELL (QLD) (21th)</b>						
1	35.462	33.821	21.618	<b>30.329</b>	2:01.230	163	1	36.345	33.355	<b>21.503</b>	31.369	2:02.572	166
2	<b>26.459</b>	32.881	<b>21.458</b>	30.638	<b>1:51.436</b>	198	2	<b>26.323</b>	<b>32.639</b>	<b>21.503</b>	<b>30.183</b>	<b>1:50.648</b>	197
3	26.604	33.680	21.889	30.911	1:53.084	198	3	26.471	33.301	21.933	30.821	1:52.526	197
4	27.166	32.883	21.999	31.261	1:53.309	194	4	27.218	33.087	21.845	31.146	1:53.296	193
5	27.091	33.108	21.870	30.557	1:52.626	191	5	26.619	33.114	22.007	30.975	1:52.715	191
6	26.933	<b>32.378</b>	21.874	31.058	1:52.243	194	6	26.601	32.851	21.855	30.854	1:52.161	193
7	27.059	32.669	21.648	30.682	1:52.058	190	7	26.795	33.042	21.693	30.442	1:51.972	191
8	26.678	32.927	21.872	30.883	1:52.360	197	8		1:08.413	22.659	32.152	2:03.224	196
<b>30 Stephany KAPILAWI-JAMES (QLD) (22th)</b>							<b>43 Harry KHOURI (NSW) (1st)</b>						
1	36.611	34.419	<b>21.783</b>	31.264	2:04.077	165	1	32.219	32.074	21.292	30.193	1:55.778	152
2	27.284	33.812	22.376	31.533	1:55.005	199	2	<b>25.389</b>	31.872	21.285	<b>30.084</b>	<b>1:48.630</b>	200
3	27.199	33.958	21.940	31.597	1:54.694	202	3	25.501	31.897	<b>21.214</b>	30.249	1:48.861	200
4	27.219	33.661	22.287	<b>31.105</b>	1:54.272	192	4	25.615	31.967	21.283	30.087	1:48.952	198
5	27.287	33.444	22.222	31.453	1:54.406	198	5	25.592	<b>31.769</b>	21.262	30.322	1:48.945	198
6	27.219	33.580	22.170	31.357	1:54.326	191	6	25.544	31.978	21.376	30.210	1:49.108	198
7	<b>27.173</b>	<b>33.441</b>	22.129	31.310	<b>1:54.053</b>	192	7	25.603	31.881	21.372	30.160	1:49.016	199
8	27.206	33.489	22.361	31.273	1:54.329	193	8	25.739	31.996	21.457	30.200	1:49.392	200
<b>36 Angus GRENFELL (VIC) (DNF)</b>							<b>45 Jamie PORT (VIC) (30th)</b>						
1	32.904	32.582	21.359	30.900	1:57.745	156	1	37.697	35.542	23.162	32.096	2:08.497	165
2	26.399	32.103	<b>21.108</b>	<b>29.875</b>	1:49.485	192	2	27.687	34.426	22.770	31.627	1:56.510	190
3	<b>25.663</b>	<b>32.088</b>	21.186	30.298	<b>1:49.235</b>	202	3	27.719	33.808	22.696	31.805	1:56.028	190
<b>37 Patrick BOGNAR (VIC) (25th)</b>													
1	35.956	34.112	21.951	<b>30.877</b>	2:02.896	163	4	27.499	33.944	<b>22.559</b>	31.680	1:55.682	190
2	27.533	34.445	22.524	31.293	1:55.795	196	5	27.705	34.036	22.625	<b>31.574</b>	1:55.940	191
							6	27.591	<b>33.627</b>	22.703	32.039	1:55.960	190
							7	<b>27.341</b>	33.727	22.756	31.596	<b>1:55.420</b>	191
							8	27.509	33.662	22.768	31.647	1:55.586	190


*Scott Laing*  
 Chief Timekeeper - Scott Laing


*Tom Williams*  
 Clerk of Course - Tom Williams



**COMPUTIME RACE TIMING SYSTEMS PTY LTD**  
**www.computime.com.au**

E-mail: scott@computime.com.au / Ph: 0418 17 13 17





# ASBK RESULTS

## AUSTRALIAN SUPERSPORT 300 CHAMPIONSHIP

Date: 01/03/20  
 Event: R15  
 Weather: Partly cloudy - Temp: 30.5C  
 Track: Dry - Temp: 42.0C

### Race 3

Started at: 16:15:50  
 Laps: 8  
 Starters: 38  
 Printed at: 19:24

### AMENDED SPLIT TIMES

Lap	Split 1	Split 2	Split 3	Split 4	Lap Time	Spd	Lap	Split 1	Split 2	Split 3	Split 4	Lap Time	Spd
<b>47 Zylas BUNTING (NSW) (DNF)</b>													
1	33.962	33.508	21.458	30.140	1:59.068	155	2	27.323	34.461	22.156	31.477	1:55.417	198
2	26.027	<b>32.361</b>	<b>21.169</b>	29.977	<b>1:49.534</b>	205	3	27.165	33.967	22.079	31.683	1:54.894	197
3	<b>25.987</b>	32.519	21.182	<b>29.894</b>	1:49.582	206	4	27.381	33.805	22.054	31.410	1:54.650	196
							5	27.310	33.978	22.072	31.208	1:54.568	196
							6	<b>27.019</b>	33.755	21.934	31.362	1:54.070	200
<b>49 Jake FARNSWORTH (NSW) (18th)</b>													
1	36.518	33.655	<b>21.433</b>	31.113	2:02.719	168	7	27.149	33.701	21.926	32.014	1:54.790	198
2	26.813	33.162	21.992	30.896	1:52.863	196	8	27.125	<b>33.597</b>	22.052	<b>31.046</b>	<b>1:53.820</b>	199
3	26.752	33.294	21.863	30.819	1:52.728	196							
4	26.748	32.985	21.920	30.523	1:52.176	196	<b>59 Tom DRANE (NSW) (20th)</b>						
5	26.573	<b>32.710</b>	21.587	<b>30.362</b>	<b>1:51.232</b>	196	1	34.954	34.254	22.203	31.335	2:02.746	165
6	26.368	33.358	21.918	30.670	1:52.314	196	2	27.534	33.389	21.824	30.980	1:53.727	193
7	<b>26.262</b>	32.875	21.834	30.980	1:51.951	195	3	26.768	33.206	21.846	<b>30.873</b>	<b>1:52.693</b>	195
8	26.402	33.499	21.728	31.089	1:52.718	196	4	26.888	<b>33.045</b>	22.091	30.922	1:52.946	195
							5	<b>26.729</b>	33.253	21.884	31.137	1:53.003	196
							6	26.945	33.750	<b>21.808</b>	31.011	1:53.514	197
<b>52 Hannah STEWART (WA) (33th)</b>													
1	37.423	35.536	23.292	<b>32.006</b>	2:08.257	167	7	26.768	33.472	21.894	31.427	1:53.561	196
2	<b>27.390</b>	34.739	23.280	32.219	<b>1:57.628</b>	194	8	26.780	33.642	21.950	31.033	1:53.405	196
3	27.778	34.789	23.151	33.363	1:59.081	192							
4	28.025	<b>34.683</b>	<b>22.986</b>	32.809	1:58.503	189	<b>66 Mitchell SIMPSON (SA) (16th)</b>						
5	28.165	35.496	23.340	32.674	1:59.675	191	1	35.862	33.718	21.852	31.296	2:02.728	162
6	28.417	35.102	23.609	32.640	1:59.768	189	2	26.716	33.368	21.872	31.172	1:53.128	197
7	28.103	35.084	23.414	32.477	1:59.078	188	3	26.360	33.504	22.059	30.852	1:52.775	195
8	28.036	35.033	23.355	32.919	1:59.343	188	4	26.287	33.365	22.012	31.029	1:52.693	195
							5	26.218	33.034	<b>21.623</b>	<b>30.546</b>	<b>1:51.421</b>	192
<b>55 Zachary JOHNSON (VIC) (27th)</b>													
1	36.818	33.874	22.296	<b>31.162</b>	2:04.150	157	6	<b>26.012</b>	<b>32.746</b>	21.798	31.095	1:51.651	201
2	26.810	33.411	22.578	31.280	1:54.079	196	7	26.684	33.032	21.754	30.682	1:52.152	197
3	27.203	33.589	22.233	31.723	1:54.748	193	8	26.228	33.165	21.863	30.861	1:52.117	199
4	26.705	33.583	22.299	31.947	1:54.534	186	<b>68 Luke POWER (VIC) (3rd)</b>						
5	27.676	34.746	22.627	31.697	1:56.746	185	1	34.095	33.187	21.107	30.041	1:58.430	159
6	27.109	33.893	22.267	31.271	1:54.540	196	2	25.898	32.267	21.390	<b>29.658</b>	1:49.213	206
7	26.908	33.650	<b>22.151</b>	31.695	1:54.404	197	3	25.734	32.296	<b>20.957</b>	30.103	1:49.090	205
8	<b>26.617</b>	<b>32.933</b>	22.683	31.471	<b>1:53.704</b>	196	4	<b>25.575</b>	32.649	21.505	31.775	1:51.504	203
							5	25.622	32.118	21.191	30.009	<b>1:48.940</b>	207
<b>56 Jesse WOODS (TAS) (28th)</b>													
							6	25.726	32.737	21.407	30.406	1:50.276	202


*Scott Laing*  
 Chief Timekeeper - Scott Laing

*Tom Williams*  
 Clerk of Course - Tom Williams



**COMPUTIME RACE TIMING SYSTEMS PTY LTD**  
**www.computime.com.au**

E-mail: scott@computime.com.au / Ph: 0418 17 13 17





# ASBK RESULTS

## AUSTRALIAN SUPERSPORT 300 CHAMPIONSHIP

Date: 01/03/20  
 Event: R15  
 Weather: Partly cloudy - Temp: 30.5C  
 Track: Dry - Temp: 42.0C

### Race 3

Started at: 16:15:50  
 Laps: 8  
 Starters: 38  
 Printed at: 19:24

### AMENDED SPLIT TIMES

Lap	Split 1	Split 2	Split 3	Split 4	Lap Time	Spd	Lap	Split 1	Split 2	Split 3	Split 4	Lap Time	Spd	
7	25.895	<b>32.008</b>	21.515	30.445	1:49.863	201	3	26.484	33.796	21.861	31.093	1:53.234	200	
8	25.954	32.096	21.357	30.763	1:50.170	201	4	26.596	33.534	21.803	31.817	1:53.750	200	
							5	26.497	33.207	21.660	30.809	1:52.173	196	
							6	26.516	33.047	21.737	<b>30.579</b>	1:51.879	201	
<b>69 Archie McDONALD (NSW) (2nd)</b>	1	33.280	32.678	21.233	30.599	1:57.790	156	7	26.933	33.041	21.765	31.605	1:53.344	195
	2	26.402	32.318	21.380	<b>29.579</b>	1:49.679	198	8	26.242	<b>32.735</b>	<b>21.470</b>	30.666	<b>1:51.113</b>	200
	3	26.209	32.248	<b>20.949</b>	30.069	<b>1:49.475</b>	200							
	4	26.160	32.467	21.151	30.737	1:50.515	199							
	5	26.223	<b>32.066</b>	21.183	30.191	1:49.663	195							
	6	<b>26.144</b>	32.316	21.328	30.402	1:50.190	196							
	7	26.351	32.137	21.151	30.271	1:49.910	192							
	8	26.185	32.087	21.356	30.420	1:50.048	193							
							<b>95 Matthew RINDEL (VIC) (13th)</b>							
	1	34.541	33.372	21.431	30.702	2:00.046	161							
	2	26.191	1:24.501	1:20.655	<b>30.037</b>	1:50.692	201							
	3	<b>25.906</b>	<b>32.793</b>	<b>21.354</b>	30.384	<b>1:50.437</b>	205							
	4	26.232	32.848	21.474	30.375	1:50.929	200							
	5	26.508	32.893	21.386	30.747	1:51.534	199							
	6	26.409	32.907	21.520	30.605	1:51.441	198							
	7	26.339	32.885	21.571	30.302	1:51.097	198							
	8	26.168	1:25.045	1:20.924	30.289	1:51.213	200							
							<b>97 Peter NERLICH (VIC) (9th)</b>							
	1	34.085	33.681	21.315	30.376	1:59.457	156							
	2	25.870	32.452	21.380	29.959	1:49.661	204							
	3	25.762	32.628	21.402	30.023	1:49.815	206							
	4	25.683	32.247	<b>21.148</b>	30.799	1:49.877	199							
	5	25.947	<b>32.041</b>	21.221	<b>29.869</b>	<b>1:49.078</b>	206							
	6	<b>25.627</b>	32.401	21.340	30.226	1:49.594	206							
	7	26.252	32.523	21.519	30.191	1:50.485	188							
	8	25.720	32.140	21.373	30.620	1:49.853	207							
							<b>99 Jacob HATCH (NSW) (11th)</b>							
	1	32.535	33.149	21.205	30.706	1:57.595	148							
	2	<b>25.739</b>	<b>32.079</b>	21.174	30.708	1:49.700	200							
	3	25.851	32.346	<b>21.021</b>	<b>30.156</b>	<b>1:49.374</b>	200							
	4	26.213	32.399	21.348	31.931	1:51.891	199							
	5	26.348	32.490	21.858	30.616	1:51.312	199							
	6	26.447	32.478	21.571	30.353	1:50.849	193							
	7	26.126	32.275	21.329	30.473	1:50.203	196							
	8	26.260	32.499	22.039	30.432	1:51.230	196							
							<b>88 Joseph MARINIELLO (VIC) (19th)</b>							
	1	34.997	33.855	21.679	30.795	2:01.326	157							
	2	<b>26.213</b>	33.333	21.672	30.699	1:51.917	200							

*Scott Laing*  
 Chief Timekeeper - Scott Laing

*Tom Williams*  
 Clerk of Course - Tom Williams



**COMPUTIME RACE TIMING SYSTEMS PTY LTD**  
**www.computime.com.au**

E-mail: scott@computime.com.au / Ph: 0418 17 13 17





# ASBK RESULTS

## AUSTRALIAN SUPERSPORT 300 CHAMPIONSHIP

Date: 01/03/20  
 Event: R15  
 Weather: Partly cloudy - Temp: 30.5C  
 Track: Dry - Temp: 42.0C

### Race 3

Started at: 16:15:50  
 Laps: 8  
 Starters: 38  
 Printed at: 19:24


### AMENDED SPLIT TIMES

Lap	Split 1	Split 2	Split 3	Split 4	Lap Time	Spd	Lap	Split 1	Split 2	Split 3	Split 4	Lap Time	Spd
<b>110 Zak PETTENDY (NSW) (23th)</b>							6	26.065	32.279	21.330	30.517	1:50.191	203
1	35.433	33.720	21.996	31.400	2:02.549	164	7	26.272	32.594	21.464	30.266	1:50.596	196
2	27.750	34.427	22.367	31.105	1:55.649	198	8	<b>25.778</b>	<b>31.643</b>	21.267	30.311	<b>1:48.999</b>	203
3	27.568	33.845	<b>21.909</b>	31.938	1:55.260	199	<b>333 Yannis SHAW (NSW) (14th)</b>						
4	27.173	33.830	22.377	31.809	1:55.189	198	1	34.685	34.001	21.488	30.726	2:00.900	157
5	<b>27.069</b>	33.718	22.986	31.522	1:55.295	199	2	<b>25.908</b>	<b>32.832</b>	<b>21.414</b>	<b>30.543</b>	<b>1:50.697</b>	203
6	27.346	33.717	22.120	<b>30.854</b>	<b>1:54.037</b>	192	3	26.105	33.016	21.514	31.032	1:51.667	203
7	27.209	<b>33.572</b>	22.101	31.290	1:54.172	196	4	26.318	33.062	21.771	31.484	1:52.635	199
8	27.421	33.662	22.057	31.079	1:54.219	194	5	26.509	33.166	21.931	31.282	1:52.888	196
<b>121 Reece OUGHTRED (VIC) (12th)</b>							6	26.606	33.181	21.890	30.996	1:52.673	196
1	34.351	33.842	21.337	30.796	2:00.326	163	7	26.327	33.277	21.866	31.079	1:52.549	197
2	26.274	32.510	<b>21.332</b>	<b>30.071</b>	1:50.187	205	8	26.430	33.518	22.148	31.206	1:53.302	197
3	<b>26.018</b>	<b>32.386</b>	21.384	30.093	<b>1:49.881</b>	204	<b>355 Laura BROWN (NSW) (8th)</b>						
4	26.294	32.616	21.626	30.458	1:50.994	199	1	32.703	32.006	21.448	<b>29.879</b>	1:56.036	155
5	26.470	32.776	21.776	30.422	1:51.444	196	2	<b>25.809</b>	<b>31.991</b>	21.497	30.324	1:49.621	203
6	26.427	32.718	21.840	30.482	1:51.467	195	3	26.065	32.187	21.734	30.405	1:50.391	197
7	26.442	32.700	21.792	30.429	1:51.363	195	4	26.041	32.629	21.563	31.388	1:51.621	200
8	26.428	32.748	21.986	30.536	1:51.698	194	5	25.908	32.060	<b>21.155</b>	30.356	<b>1:49.479</b>	201
<b>127 Filippo ROVELLI (ITA) (4th)</b>							6	26.278	32.306	21.435	30.412	1:50.431	199
1	34.706	33.821	21.281	30.641	2:00.449	160	7	26.386	32.119	21.459	30.214	1:50.178	191
2	25.886	32.232	21.278	30.231	1:49.627	203	8	26.236	32.032	21.404	30.335	1:50.007	200
3	25.744	32.201	21.168	<b>29.753</b>	<b>1:48.866</b>	201	<b>407 Jake SENIOR (VIC) (17th)</b>						
4	<b>25.564</b>	31.870	<b>21.157</b>	30.812	1:49.403	202	1	34.559	33.879	21.608	31.035	2:01.081	158
5	25.666	<b>31.573</b>	21.732	30.005	1:48.976	203	2	<b>26.207</b>	32.992	21.883	30.932	1:52.014	200
6	25.813	31.614	21.943	30.613	1:49.983	201	3	26.250	33.940	21.895	30.986	1:53.071	200
7	26.227	32.403	21.719	30.068	1:50.417	195	4	26.428	33.804	21.852	32.049	1:54.133	199
8	25.850	32.100	21.398	30.456	1:49.804	201	5	26.686	33.220	<b>21.603</b>	30.752	1:52.261	190
<b>308 John LYTRAS (QLD) (5th)</b>							6	26.500	32.714	21.757	30.861	<b>1:51.832</b>	200
1	33.698	32.463	21.136	30.445	1:57.742	155	7	26.922	<b>32.606</b>	21.682	<b>30.676</b>	1:51.886	197
2	26.131	32.234	21.563	<b>29.768</b>	1:49.696	199	8	26.703	33.174	21.724	30.814	1:52.415	199
3	25.876	31.973	<b>21.101</b>	30.125	1:49.075	203							
4	26.147	32.214	21.598	31.567	1:51.526	198							
5	26.363	31.933	21.214	30.196	1:49.706	201							

\*\*\* AMENDMENT: Rider 25 (L. JHONSTON) disqualified after the event due to breach of technical regulations found during post-race inspections \*\*\*

The results are provisional until the end of the time limit for protests and appeals.

  
 Chief Timekeeper - Scott Laing

  
 Clerk of Course - Tom Williams



**COMPUTIME RACE TIMING SYSTEMS PTY LTD**  
**www.computime.com.au**

E-mail: scott@computime.com.au / Ph: 0418 17 13 17







**ASBK RESULTS**  
**AUSTRALIAN SUPERSPORT 300 CHAMPIONSHIP**  
**Race 3**

Date: 01/03/20  
 Event: R15  
 Weather: Partly cloudy - Temp: 30.5C  
 Track: Dry - Temp: 42.0C


Started at: 16:15:50  
 Laps: 8  
 Starters: 38  
 Printed at: 19:24


**AMENDED FASTEST LAPS SEQUENCE**

Lap	Race Pos	No	Name	Machine	Fastest Lap	On Lap
1	1	43	Harry KHOURI (NSW)	Kawasaki Ninja	1:55.778	1
2	1	43	Harry KHOURI (NSW)	Kawasaki Ninja	1:48.630	2

\*\*\* AMENDMENT: Rider 25 (L. JHONSTON) disqualified after the event due to breach of technical regulations found during post-race inspections \*\*\*

The results are provisional until the end of the time limit for protests and appeals.


  
 Chief Timekeeper - Scott Laing

  
 Clerk of Course - Tom Williams



**COMPUTIME RACE TIMING SYSTEMS PTY LTD**  
**www.computime.com.au**

E-mail: scott@computime.com.au / Ph: 0418 17 13 17





# ASBK RESULTS

## AUSTRALIAN SUPERSPORT 300 CHAMPIONSHIP

Date: 01/03/20  
 Event: R15  
 Weather: Partly cloudy - Temp: 30.5C  
 Track: Dry - Temp: 42.0C

### Race 3

Started at: 16:15:50  
 Laps: 8  
 Starters: 38  
 Printed at: 19:24

### AMENDED LAP SHEET

No	Lap Time	Gap	No	Lap Time	Gap	No	Lap Time	Gap	No	Lap Time	Gap	No	Lap Time	Gap						
<b>Lap 1</b>			52	2:08.257	12.479	37	1:55.795	14.283	66	1:52.775	15.362	88	1:53.750	18.006	407	1:54.133	18.078			
43	1:55.778		45	2:08.497	12.719	30	1:55.005	14.674	59	1:52.693	15.897	49	1:52.176	18.265	66	1:52.693	19.103	59	1:52.946	19.891
355	1:56.036	.258	13	2:08.930	13.152	17	1:54.557	15.464	55	1:54.748	19.708	66	1:52.693	19.103	55	1:54.534	25.290	30	1:54.272	25.827
72	1:56.780	1.002	26	2:09.231	13.453	56	1:55.417	16.141	110	1:55.260	20.189	59	1:52.946	19.891	30	1:54.272	25.827	28	1:54.587	25.904
25	1:57.256	1.478	21	2:12.647	16.869	22	1:55.522	17.272	28	1:55.007	20.269	55	1:54.534	25.290	37	1:54.480	26.025	110	1:55.189	26.426
99	1:57.595	1.817	<b>Lap 2</b>			45	1:56.510	20.599	17	1:53.873	20.476	30	1:54.272	25.827	28	1:54.587	25.904	17	1:54.945	26.469
308	1:57.742	1.964	43	1:48.630		52	1:57.628	21.477	37	1:55.075	20.497	30	1:54.694	20.507	28	1:54.587	25.904	56	1:54.894	22.174
36	1:57.745	1.967	355	1:49.621	1.249	13	1:57.302	21.824	30	1:54.694	20.507	56	1:54.894	22.174	37	1:54.480	26.025	22	1:55.661	24.072
69	1:57.790	2.012	72	1:49.619	1.991	26	1:59.482	24.305	56	1:54.894	22.174	22	1:55.661	24.072	110	1:55.189	26.426	45	1:56.028	27.766
68	1:58.430	2.652	25	1:49.829	2.677	21	1:56.688	24.927	13	1:56.861	29.824	45	1:56.028	27.766	17	1:54.945	26.469	56	1:54.650	27.872
78	1:58.439	2.661	36	1:49.485	2.822	<b>Lap 3</b>			52	1:59.081	31.697	22	1:56.503	31.623	45	1:55.682	34.496			
11	1:58.956	3.178	99	1:49.700	2.887	43	1:48.861		21	1:55.779	31.845	45	1:55.682	34.496	13	1:56.084	36.956			
47	1:59.068	3.290	308	1:49.696	3.030	72	1:49.554	2.684	26	1:59.573	35.017	21	1:55.948	38.841	52	1:58.503	41.248			
97	1:59.457	3.679	69	1:49.679	3.061	355	1:50.391	2.779	<b>Lap 4</b>			26	2:01.046	47.111						
95	2:00.046	4.268	68	1:49.213	3.235	25	1:49.339	3.155	43	1:48.952		43	1:48.952		72	1:50.675	4.407			
121	2:00.326	4.548	78	1:49.642	3.673	36	1:49.235	3.196	72	1:50.675	4.407	69	1:50.515	5.238	25	1:51.147	5.350			
127	2:00.449	4.671	11	1:49.138	3.686	308	1:49.075	3.244	69	1:50.515	5.238	25	1:51.147	5.350	355	1:51.621	5.448			
333	2:00.900	5.122	47	1:49.534	4.194	99	1:49.374	3.400	25	1:51.147	5.350	355	1:51.621	5.448	68	1:51.504	6.016			
407	2:01.081	5.303	97	1:49.661	4.710	68	1:49.090	3.464	68	1:51.504	6.016	11	1:50.936	6.027	11	1:50.936	6.027			
29	2:01.230	5.452	127	1:49.627	5.668	69	1:49.475	3.675	11	1:50.936	6.027	78	1:50.765	6.053	78	1:50.765	6.053			
88	2:01.326	5.548	121	1:50.187	6.105	11	1:49.218	4.043	355	1:51.621	5.448	127	1:49.403	6.124	127	1:49.403	6.124			
110	2:02.549	6.771	95	1:50.692	6.330	78	1:49.428	4.240	308	1:51.526	5.818	68	1:51.504	6.016	99	1:51.891	6.339			
42	2:02.572	6.794	333	1:50.697	7.189	47	1:49.582	4.915	68	1:51.504	6.016	11	1:50.936	6.027	68	1:48.940	6.011			
49	2:02.719	6.941	29	1:51.436	8.258	97	1:49.815	5.664	11	1:50.936	6.027	355	1:49.479	5.982	68	1:48.940	6.011			
66	2:02.728	6.950	407	1:52.014	8.687	127	1:48.866	5.673	78	1:50.765	6.053	68	1:48.940	6.011	127	1:48.976	6.155			
59	2:02.746	6.968	42	1:50.648	8.812	121	1:49.881	7.125	127	1:49.403	6.124	127	1:48.976	6.155	308	1:49.706	6.579			
37	2:02.896	7.118	88	1:51.917	8.835	95	1:50.437	7.906	99	1:51.891	6.339	308	1:49.706	6.579	11	1:49.525	6.607			
28	2:04.006	8.228	49	1:52.863	11.174	333	1:51.667	9.995	97	1:49.877	6.589	11	1:49.525	6.607	97	1:49.078	6.722			
30	2:04.077	8.299	66	1:53.128	11.448	42	1:52.526	12.477	121	1:50.994	9.167	97	1:49.078	6.722	78	1:49.637	6.745			
55	2:04.150	8.372	59	1:53.727	12.065	29	1:53.084	12.481	95	1:50.929	9.883	78	1:49.637	6.745	99	1:51.312	8.706			
56	2:05.132	9.354	110	1:55.649	13.790	407	1:53.071	12.897	333	1:52.635	13.678	99	1:51.312	8.706	121	1:51.444	11.666			
17	2:05.315	9.537	55	1:54.079	13.821	88	1:53.234	13.208	42	1:53.296	16.821	121	1:51.444	11.666	95	1:51.534	12.472			
22	2:06.158	10.380	28	1:54.525	14.123	49	1:52.728	15.041	29	1:53.309	16.838	95	1:51.534	12.472						


*Scott Laing*  
 Chief Timekeeper - Scott Laing

*Tom Williams*  
 Clerk of Course - Tom Williams



**COMPUTIME RACE TIMING SYSTEMS PTY LTD**  
[www.computime.com.au](http://www.computime.com.au)

E-mail: [scott@computime.com.au](mailto:scott@computime.com.au) / Ph: 0418 17 13 17





# ASBK RESULTS

## AUSTRALIAN SUPERSPORT 300 CHAMPIONSHIP

Date: 01/03/20  
 Event: R15  
 Weather: Partly cloudy - Temp: 30.5C  
 Track: Dry - Temp: 42.0C

### Race 3


Started at: 16:15:50  
 Laps: 8  
 Starters: 38  
 Printed at: 19:24


### AMENDED LAP SHEET

No	Lap Time	Gap	No	Lap Time	Gap	No	Lap Time	Gap	No	Lap Time	Gap
333	1:52.888	17.621	99	1:50.849	10.447	78	1:50.299	8.827	308	1:48.999	8.849
29	1:52.626	20.519	121	1:51.467	14.025	308	1:50.596	9.242	78	1:49.461	8.896
49	1:51.232	20.552	95	1:51.441	14.805	11	1:50.226	9.246	72	1:50.029	9.067
42	1:52.715	20.591	333	1:52.673	21.186	99	1:50.203	11.634	355	1:50.007	9.082
88	1:52.173	21.234	42	1:52.161	23.644	121	1:51.363	16.372	97	1:49.853	9.138
407	1:52.261	21.394	29	1:52.243	23.654	95	1:51.097	16.886	11	1:49.539	9.393
66	1:51.421	21.579	49	1:52.314	23.758	333	1:52.549	24.719	99	1:51.230	13.472
59	1:53.003	23.949	88	1:51.879	24.005	42	1:51.972	26.600	121	1:51.698	18.678
30	1:54.406	31.288	407	1:51.832	24.118	49	1:51.951	26.693	95	1:51.213	18.707
37	1:55.584	32.664	66	1:51.651	24.122	29	1:52.058	26.696	333	1:53.302	28.629
110	1:55.295	32.776	59	1:53.514	28.355	407	1:51.886	26.988	29	1:52.360	29.664
17	1:55.257	32.781	30	1:54.326	36.506	66	1:52.152	27.258	66	1:52.117	29.983
28	1:55.974	32.933	37	1:54.103	37.659	88	1:53.344	28.333	407	1:52.415	30.011
55	1:56.746	33.091	110	1:54.037	37.705	59	1:53.561	32.900	49	1:52.718	30.019
56	1:54.568	33.495	28	1:53.990	37.815	30	1:54.053	41.543	88	1:51.113	30.054
22	1:56.397	39.075	56	1:54.070	38.457	110	1:54.172	42.861	59	1:53.405	36.913
45	1:55.940	41.491	55	1:54.540	38.523	37	1:54.249	42.892	42	2:03.224	40.432
13	1:55.686	43.697	17	1:55.119	38.792	28	1:54.167	42.966	30	1:54.329	46.480
21	1:55.351	45.247	22	1:55.883	45.850	17	1:54.009	43.785	110	1:54.219	47.688
52	1:59.675	51.978	45	1:55.960	48.343	55	1:54.404	43.911	28	1:54.547	48.121
26	2:00.873	59.039	13	1:55.633	50.222	56	1:54.790	44.231	37	1:54.639	48.139
<b>Lap 6</b>			21	1:54.834	50.973	22	1:55.978	52.812	17	1:53.822	48.215
43	1:49.108		52	1:59.768	1:02.638	45	1:55.420	54.747	55	1:53.704	48.223
127	1:49.983	7.030	26	2:01.139	1:11.070	21	1:54.298	56.255	56	1:53.820	48.659
69	1:50.190	7.038	<b>Lap 7</b>			13	1:55.782	56.988	22	1:56.219	59.639
72	1:50.583	7.067	43	1:49.016		52	1:59.078	1:12.700	45	1:55.586	1:00.941
25	1:50.292	7.120	69	1:49.910	7.932	26	1:59.608	1:21.662	21	1:54.257	1:01.120
68	1:50.276	7.179	25	1:49.876	7.980	<b>Lap 8</b>			13	1:54.774	1:02.370
97	1:49.594	7.208	68	1:49.863	8.026	43	1:49.392		52	1:59.343	1:22.651
355	1:50.431	7.305	72	1:50.379	8.430	69	1:50.048	8.588	26	2:01.876	1:34.146
78	1:49.907	7.544	127	1:50.417	8.431	25	1:50.169	8.757			
308	1:50.191	7.662	355	1:50.178	8.467	68	1:50.170	8.804			
11	1:50.537	8.036	97	1:50.485	8.677	127	1:49.804	8.843			

\*\*\* AMENDMENT: Rider 25 (L. JHONSTON) disqualified after the event due to breach of technical regulations found during post-race inspections \*\*\*

The results are provisional until the end of the time limit for protests and appeals.


  
 Chief Timekeeper - Scott Laing

  
 Clerk of Course - Tom Williams



**COMPUTIME RACE TIMING SYSTEMS PTY LTD**  
[www.computime.com.au](http://www.computime.com.au)

E-mail: [scott@computime.com.au](mailto:scott@computime.com.au) / Ph: 0418 17 13 17





# ASBK RESULTS

## AUSTRALIAN SUPERSPORT 300 CHAMPIONSHIP

Date: 01/03/20  
 Event: R15  
 Weather: Partly cloudy - Temp: 30.5C  
 Track: Dry - Temp: 42.0C

### Race 3

Started at: 16:15:50  
 Laps: 8  
 Starters: 38  
 Printed at: 19:24

### AMENDED LAP CHART

Name	Grid	1	2	3	4	5	6	7	8	Name
H. KHOURI	42	42	42	42	42	42	42	42	42	H. KHOURI
J. HATCH	99	355	355	72	72	72	127	69	69	A. McDONALD
B. BAKER	72	72	72	355	69	25	69	25	25	L. JHONSTON
L. BROWN	365	25	25	25	25	69	72	68	68	L. POWER
A. GRENFELL	36	99	36	36	355	355	25	72	127	F. ROVELLI
L. JHONSTON	25	308	99	308	308	68	68	127	308	J. LYTRAS
Z. BUNTING	47	36	308	99	68	127	97	355	78	C. GILMORE
B. DEMMERY	11	69	69	68	11	308	355	97	72	B. BAKER
O. SIMPSON	15	68	68	69	78	11	78	78	355	L. BROWN
P. NERLICH	97	78	78	11	127	97	308	308	97	P. NERLICH
A. McDONALD	69	11	11	78	99	78	11	11	11	B. DEMMERY
J. LYTRAS	308	47	47	47	97	99	99	99	99	J. HATCH
C. GILMORE	78	97	97	97	121	121	121	121	121	R. OUGHTRED
L. POWER	68	95	127	127	95	95	95	95	95	M. RINDEL
J. JACOBS	16	121	121	121	333	333	333	333	333	Y. SHAW
Y. SHAW	333	127	95	95	42	29	42	42	29	R. SMITH
J. SENIOR	407	333	333	333	29	49	29	49	66	M. SIMPSON
R. OUGHTRED	121	407	29	42	88	42	49	29	407	J. SENIOR
J. MARINIELLO	88	29	407	29	407	88	88	407	49	J. FARNSWORTH
F. ROVELLI	127	88	42	407	49	407	407	66	88	J. MARINIELLO
M. RINDEL	95	110	88	88	66	66	66	88	59	T. DRANE
*** No Details ***	**1	42	49	49	59	59	59	59	42	K. O'CONNELL
*** No Details ***	**2	49	66	66	55	30	30	30	30	S. KAPILAWI-JAMES
L. DURNING	21	66	59	59	30	37	37	110	110	Z. PETTENDY
J. NODEN	161	59	110	55	28	110	110	37	28	T. RELPH
Z. PETTENDY	140	37	55	110	37	17	28	28	37	P. BOGNAR
Z. JOHNSON	55	28	28	28	110	28	56	17	17	O. SHORT
T. DRANE	59	30	37	17	17	55	55	55	55	Z. JOHNSON
J. WOODS	56	55	30	37	56	56	17	56	56	J. WOODS
P. BOGNAR	37	56	17	30	22	22	22	22	22	K. PICKERING
R. SMITH	29	17	56	56	45	45	45	45	45	J. PORT
S. KAPILAWI-JAMES	30	22	22	22	13	13	13	21	21	L. DURNING
M. SIMPSON	66	52	45	45	21	21	21	13	13	J. SIMPSON
T. RELPH	28	45	52	13	52	52	52	52	52	H. STEWART
J. PORT	45	13	13	52	26	26	26	26	26	D. FLETCHER
K. PICKERING	22	26	26	21						
A. COX	131	21	21	26						
O. SHORT	17									
T. VERCOE	18									
H. STEWART	52									
J. SIMPSON	13									
D. FLETCHER	26									
J. FARNSWORTH	49									
K. O'CONNELL	42									

\*\*\* AMENDMENT: Rider 25 (L. JHONSTON) disqualified after the event due to breach of technical regulations found during post-race inspections \*\*\*

*Scott Laing*  
 Chief Timekeeper - Scott Laing

*Tom Williams*  
 Clerk of Course - Tom Williams



**COMPUTIME RACE TIMING SYSTEMS PTY LTD**  
[www.computime.com.au](http://www.computime.com.au)

E-mail: [scott@computime.com.au](mailto:scott@computime.com.au) / Ph: 0418 17 13 17





**ASBK RESULTS**  
**AUSTRALIAN SUPERSPORT 300 CHAMPIONSHIP**  
**Race 3**


Date: 01/03/20  
 Event: R15  
 Weather: Partly cloudy - Temp: 30.5C  
 Track: Dry - Temp: 42.0C


Started at: 16:15:50  
 Laps: 8  
 Starters: 38  
 Printed at: 19:24

**AMENDED LAP CHART**

Name	Grid	1	2	3	4	5	6	7	8	Name
------	------	---	---	---	---	---	---	---	---	------

The results are provisional until the end of the time limit for protests and appeals.


  
 Chief Timekeeper - Scott Laing

  
 Clerk of Course - Tom Williams



**COMPUTIME RACE TIMING SYSTEMS PTY LTD**  
**www.computime.com.au**

E-mail: scott@computime.com.au / Ph: 0418 17 13 17





# ASBK RESULTS

## AUSTRALIAN SUPERSPORT 300 CHAMPIONSHIP

Date: 01/03/20  
 Event: R15  
 Weather: Partly cloudy - Temp: 30.5C  
 Track: Dry - Temp: 42.0C

### Race 3

Started at: 16:15:50  
 Laps: 8  
 Starters: 38  
 Printed at: 19:24

### AMENDED BEST PARTIAL TIMES

Pos	Split 1		Split 2		Split 3		Split 4		LAP		Ideal	Fastest
	Name	Time	Name	Time	Name	Time	Name	Time	Name	Time		
1	H. KHOURI	25.389	F. ROVELLI	31.573	A. McDONALD	20.949	A. McDONALD	29.579	F. ROVELLI	1:48.047	1:48.866	
2	F. ROVELLI	25.564	J. LYTRAS	31.643	L. POWER	20.957	L. POWER	29.658	L. POWER	1:48.198	1:48.940	
3	L. POWER	25.575	H. KHOURI	31.769	C. GILMORE	20.985	F. ROVELLI	29.753	J. LYTRAS	1:48.290	1:48.999	
4	P. NERLICH	25.627	B. DEMMERY	31.899	J. HATCH	21.021	J. LYTRAS	29.768	H. KHOURI	1:48.456	1:48.630	
5	L. JHONSTON	25.662	L. BROWN	31.991	B. DEMMERY	21.057	C. GILMORE	29.794	P. NERLICH	1:48.685	1:49.078	
6	A. GRENFELL	25.663	L. JHONSTON	31.994	J. LYTRAS	21.101	B. BAKER	29.801	C. GILMORE	1:48.717	1:49.428	
7	J. HATCH	25.739	L. POWER	32.008	A. GRENFELL	21.108	P. NERLICH	29.869	A. GRENFELL	1:48.734	1:49.235	
8	C. GILMORE	25.771	P. NERLICH	32.041	P. NERLICH	21.148	A. GRENFELL	29.875	A. McDONALD	1:48.738	1:49.475	
9	J. LYTRAS	25.778	A. McDONALD	32.066	Z. BUNTING	21.154	L. BROWN	29.879	B. DEMMERY	1:48.759	1:49.138	
10	L. BROWN	25.809	J. HATCH	32.079	L. BROWN	21.155	Z. BUNTING	29.894	L. BROWN	1:48.834	1:49.479	
11	B. DEMMERY	25.840	A. GRENFELL	32.088	F. ROVELLI	21.157	B. DEMMERY	29.963	J. HATCH	1:48.995	1:49.374	
12	Z. BUNTING	25.850	B. BAKER	32.119	L. JHONSTON	21.161	M. RINDEL	30.037	B. BAKER	1:49.122	1:49.554	
13	M. RINDEL	25.906	C. GILMORE	32.167	H. KHOURI	21.214	R. OUGHTRED	30.071	L. JHONSTON	1:49.228	1:49.339	
14	Y. SHAW	25.908	Z. BUNTING	32.361	B. BAKER	21.288	H. KHOURI	30.084	Z. BUNTING	1:49.259	1:49.534	
15	B. BAKER	25.914	R. SMITH	32.378	R. OUGHTRED	21.332	J. HATCH	30.156	R. OUGHTRED	1:49.807	1:49.881	
16	M. SIMPSON	26.012	R. OUGHTRED	32.386	M. RINDEL	21.354	K. O'CONNELL	30.183	M. RINDEL	1:50.090	1:50.437	
17	R. OUGHTRED	26.018	J. SENIOR	32.606	Y. SHAW	21.414	R. SMITH	30.329	R. SMITH	1:50.624	1:51.436	
18	A. McDONALD	26.144	K. O'CONNELL	32.639	J. FARNSWOR	21.433	J. FARNSWOR	30.362	K. O'CONNELL	1:50.648	1:50.648	
19	J. SENIOR	26.207	J. FARNSWOR	32.710	R. SMITH	21.458	L. JHONSTON	30.411	Y. SHAW	1:50.697	1:50.697	
20	J. MARINIELLO	26.213	J. MARINIELLO	32.735	J. MARINIELLO	21.470	Y. SHAW	30.543	J. FARNSWOR	1:50.767	1:51.232	
21	J. FARNSWOR	26.262	M. SIMPSON	32.746	K. O'CONNELL	21.503	M. SIMPSON	30.546	M. SIMPSON	1:50.927	1:51.421	
22	K. O'CONNELL	26.323	M. RINDEL	32.793	J. SENIOR	21.603	J. MARINIELLO	30.579	J. MARINIELLO	1:50.997	1:51.113	
23	R. SMITH	26.459	Y. SHAW	32.832	M. SIMPSON	21.623	J. SENIOR	30.676	J. SENIOR	1:51.092	1:51.832	
24	Z. JOHNSON	26.617	Z. JOHNSON	32.933	S. KAPILAWI-J	21.783	Z. PETTENDY	30.854	T. DRANE	1:52.455	1:52.693	
25	O. SHORT	26.726	T. DRANE	33.045	T. DRANE	21.808	T. DRANE	30.873	Z. JOHNSON	1:52.863	1:53.704	
26	T. DRANE	26.729	S. KAPILAWI-J	33.441	O. SHORT	21.838	P. BOGNAR	30.877	O. SHORT	1:52.990	1:53.822	
27	T. RELPH	27.011	T. RELPH	33.472	Z. PETTENDY	21.909	O. SHORT	30.897	Z. PETTENDY	1:53.404	1:54.037	
28	J. WOODS	27.019	O. SHORT	33.529	J. WOODS	21.910	T. RELPH	30.994	T. RELPH	1:53.405	1:53.990	
29	P. BOGNAR	27.060	Z. PETTENDY	33.572	T. RELPH	21.928	J. WOODS	31.046	S. KAPILAWI-J	1:53.502	1:54.053	
30	Z. PETTENDY	27.069	L. DURNING	33.590	P. BOGNAR	21.930	S. KAPILAWI-J	31.105	P. BOGNAR	1:53.522	1:54.103	
31	S. KAPILAWI-J	27.173	J. WOODS	33.597	Z. JOHNSON	22.151	L. DURNING	31.105	J. WOODS	1:53.572	1:53.820	
32	L. DURNING	27.208	J. PORT	33.627	K. PICKERING	22.173	Z. JOHNSON	31.162	L. DURNING	1:54.135	1:54.257	
33	J. SIMPSON	27.288	P. BOGNAR	33.655	L. DURNING	22.232	J. SIMPSON	31.337	J. SIMPSON	1:54.774	1:54.774	
34	K. PICKERING	27.335	J. SIMPSON	33.911	J. SIMPSON	22.238	J. PORT	31.574	J. PORT	1:55.101	1:55.420	
35	J. PORT	27.341	K. PICKERING	34.114	J. PORT	22.559	K. PICKERING	31.578	K. PICKERING	1:55.200	1:55.522	
36	H. STEWART	27.390	H. STEWART	34.683	H. STEWART	22.986	H. STEWART	32.006	H. STEWART	1:57.065	1:57.628	
37	D. FLETCHER	28.191	D. FLETCHER	35.284	D. FLETCHER	23.002	D. FLETCHER	32.312	D. FLETCHER	1:58.789	1:59.482	

\*\*\* AMENDMENT: Rider 25 (L. JHONSTON) disqualified after the event due to breach of technical regulations found during post-race inspections \*\*\*

The results are provisional until the end of the time limit for protests and appeals.


  
 Chief Timekeeper - Scott Laing

  
 Clerk of Course - Tom Williams



**COMPUTIME RACE TIMING SYSTEMS PTY LTD**  
**www.computime.com.au**

E-mail: scott@computime.com.au / Ph: 0418 17 13 17






# **ASBK RESULTS**


## **AUSTRALIAN SUPERSPORT 300 CHAMPIONSHIP**

### **AMENDED ROUND POINTS**

#### AUSTRALIAN SUPERSPORT 300 CHAMPIONSHIP - ROUND 1

Pos	No	Name	Machine	Pole	Race 1	Race 2	Race 3	Total
1	43	Harry KHOURI	Kawasaki	1	25	25	25	76
2	69	Archie McDONALD	Yamaha		14	15	20	49
3	68	Luke POWER	Kawasaki		17	9	18	44
4	78	Caleb GILMORE	Yamaha		9	16	15	40
5	25	Luke JHONSTON	Kawasaki		18	20		38
6	99	Jacob HATCH	Yamaha		13	14	10	37
7	121	Reece OUGHTRED	Yamaha		16	12	9	37
8	72	Ben BAKER	Yamaha		20		14	34
9	308	John LYTRAS	Yamaha			17	16	33
10	355	Laura BROWN	Yamaha			18	13	31
11	97	Peter NERLICH	Kawasaki		10	7	12	29
12	11	Brandon DEMMERY	Yamaha		15		11	26
13	127	Filippo ROVELLI	Kawasaki		8		17	25
14	36	Angus GRENFELL	Yamaha		12	11		23
15	47	Zylas BUNTING	Kawasaki		11	10		21
16	333	Yannis SHAW	Kawasaki		5	8	7	20
17	29	Ryan SMITH	Yamaha		3	6	6	15
18	15	Olly SIMPSON	Yamaha			13		13
19	95	Matthew RINDEL	Yamaha		4		8	12
20	42	Kyle O'CONNELL	Yamaha		7	5		12
21	407	Jake SENIOR	Kawasaki		6		4	10
22	49	Jake FARNSWORTH	Yamaha		2	4	3	9
23	66	Mitchell SIMPSON	Yamaha			2	5	7
24	88	Joseph MARINIELLO	Kawasaki			3	2	5
25	59	Tom DRANE	Yamaha				1	1
26	55	Zachary JOHNSON	Yamaha			1		1
27	21	Luca DURNING	Yamaha		1			1


  
 Chief Timekeeper - Scott Laing

  
 Clerk of Course - Tom Williams



**COMPUTIME RACE TIMING SYSTEMS PTY LTD**  
**www.computime.com.au**

E-mail: [scott@computime.com.au](mailto:scott@computime.com.au) / Ph: 0418 17 13 17





# ASBK RESULTS

## AUSTRALIAN SUPERSPORT 300 CHAMPIONSHIP

### Race 3

Date: 01/03/20  
Event: R15  
Weather: Partly cloudy - Temp: 30.5C  
Track: Dry - Temp: 42.0C


Started at: 16:15:50  
Laps: 8  
Starters: 38  
Printed at: 19:24


### AMENDED RACE INFORMATION

Time	Description
16:10:02	SIGHTING LAP STARTED
16:11:30	BIKES ON GRID
16:12:43	WARM UP LAP STARTED
16:15:50	Event Start
16:17:07	Rider 15 (Oily SIMPSON) CRASHED TURN 4 - RIDER UP
16:23:26	CRASH TURN 10 - 2 RIDERS
16:23:57	CRASH TURN 10 - 2 RIDERS - Nos 47 + 36
16:30:29	Chequered Flag
16:33:15	Event Finish

\*\*\* AMENDMENT: Rider 25 (L. JHONSTON) disqualified after the event due to breach of technical regulations found during post-race inspections \*\*\*

The results are provisional until the end of the time limit for protests and appeals.

  
Chief Timekeeper - Scott Laing

  
Clerk of Course - Tom Williams



**COMPUTIME RACE TIMING SYSTEMS PTY LTD**  
**www.computime.com.au**

E-mail: [scott@computime.com.au](mailto:scott@computime.com.au) / Ph: 0418 17 13 17

